



Foodservice Condensed Catalog



EasyInstall Pre-Rinse Assemblies with "Pop-and-Lock" Riser Installation means installation is easy and fast and is a standard feature of T&S pre-rinse units.

EasyInstall

B-0113 EasyInstall Pre-Rinse Unit

- Single hole base faucet with 18" (457 mm) supply lines and "pop-and-lock" riser installation feature – pre-assembled parts
- 1/2" NPT male inlets • 40" (1016 mm) high
- 14" (356 mm) overhang; 19-3/8" (492 mm) clearance
- 24" (610 mm) riser model (00372-40)
- B-0107 spray valve; B-0044-H flex stainless steel hose



B-0113-B EasyInstall Pre-Rinse Unit

- Includes B-0109-01 6" wall bracket (shown)

B-0113-B-SWV EasyInstall Pre-Rinse Unit NEW!

- Includes B-0109-01 6" wall bracket; (018200-40) pre-rinse swivel

B-0107 Spray Valve

- 1.42 GPM – EPAAct 2005 compliant
- Connects directly to T&S flexible stainless steel hose or handle assembly
- Designed for heavy use in commercial kitchens
- Shuts off when handle is released



B-0107-C Ultimate Low Flow Spray Valve

- 0.65 GPM – EPAAct 2005 compliant



B-0107-J Low Flow Spray Valve NEW!

- 1.07 GPM – EPAAct 2005 compliant
- Low flow spray valve with powerful cleaning ability



B-0108 JeTSpray Valve

- 1.48 GPM – EPAAct 2005 compliant
- Ergonomic design helps reduce fatigue caused by repetitive tasks
- Forged brass body
- Fast action stainless steel trigger
- Retrofits most commercial pre-rinse units and hoses



B-0156 Add-On Faucet for Pre-Rinse Units


- Standard swing nozzle can be added to pre-rinse units
- 12" (305 mm) swing nozzle (062X)
- Includes 3" (76 mm) nipple to install on existing base faucets (000358-40)

Note: A B-0156 increases the height of a pre-rinse unit by approximately 4 1/2" (114 mm). Different nozzle lengths may be furnished upon request – single- or double-jointed.



018200-40 Pre-Rinse Swivel NEW!

- Swivel allows 360° rotation and motion
- Cuts down on strain and fatigue in user; extends the life of the spray valve
- Factory installed on select PRUs and spray valve assemblies; can be easily retrofitted



Note: Hose and spray valve are not included

EasyInstall

B-0133 EasyInstall Pre-Rinse Unit

- 8" (203 mm) center wall mounted faucet (002832-40) with "pop-and-lock" riser installation feature – pre-assembled parts
- 35 1/2" (902 mm) high
- 15" (381 mm) overhang
- 1/2" NPT female eccentric flanged inlets (00AA)
- 18" (457 mm) riser model (000369-40)
- B-0107 spray valve; B-0044-H flex stainless steel hose



B-0133-B EasyInstall Pre-Rinse Unit

- Same as B-0133 except with B-0109-01 6" wall bracket (shown)

B-0207 Pantry Faucet

- Deck-mounted faucet
- Swing nozzle with 6" (152 mm) length (059X)
- Lever handle (specify hot or cold)
- 1/2" NPSM male shank
- 1/4" NPT union-type tailpiece




B-0221 Double Pantry Faucet

- 8" (203 mm) centers deck-mounted mixing faucet
- Swing nozzle with 12" (305 mm) length (062X)
- Lever handles
- 1/2" NPT eccentric flanged female inlets



B-0231 Double Pantry Faucet

- 8" (203 mm) centers wall-mounted pantry faucet
- Lever handles
- Swing nozzle with 12" (305 mm) length (062X)
- 1/2" NPT eccentric flanged female inlets



B-2282-01 Dipperwell Faucet and Bowl

- Faucet is heavy-duty chrome plated brass with twist handle; 5 3/4" overall height
- Bowl is stainless steel internal cup; outer container and tail washer
- Bowl sits flush with tabletop; drains quickly and easily through 1 1/2" x 4" brass tubing
- Flow control options available (ex.: B-2282 -01-F05)



B-0100-SWV Spray Valve Assembly with Swivel NEW!

- 1.48 GPM – EPAAct 2005 compliant
- Swivel allows 360° rotation and motion
- Cuts down on strain and fatigue in user; extends life of spray valve and hose
- Hold-down ring for continuous use

Note: Swivel is factory installed on select PRUs and spray valve assemblies; can be easily retrofitted



**B-0044-H
Stainless Steel Hose**

- Flexible stainless steel hose; 44" (1118 mm) long with handle
- Inner polyurethane tubing
- Supplied on most pre-rinse units with spring action gooseneck




**B-1210
Pedestal Push Back Single Glass Filler**

- Countertop mounted glass filler
- 2" adjustable flange on shank of pedestal
- 1/2" NPT male shank, 2" (51 mm) long
- Hex key adjustable flow outlet
- Delrin push back arm; instantaneous shut-off




**B-3940
Waste Valve with Twist Handle and Drain Adapter**



**B-3960
Waste Valve with Lever Handle and Drain Adapter**

B-3940 and B-3960:

- Brass valve body construction
- Includes overflow outlet and cap
- Valve bodies – standard 2" outlet
- Also available with reducer that allows for 1 1/2" or 2" outlet
- 3" or 3 1/2" sink opening applications



**B-3990 (shown)
Modular Waste Valve**

- 2" NPT female x 1 1/2" NPT male adapter included

**B-3992
Modular Waste Valve**

- 2" NPT male x 1 1/2" NPT female outlet
- B-3990 and B-3992:**
- Modular design for easy installation and maintenance
- Premium modular waste valves; push-pull valve handle activation
- Both for 3 1/2" sink opening; large opening accommodates high volume



**EW-7360B
Wall-Mount Eye/Face Wash – Emergency Safety Equipment by Haws**

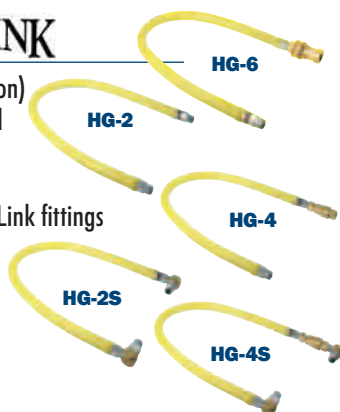
- ABS green plastic eyewash head with built-in 2.5 GPM flow control
- Integral flip top dust cover automatically releases with flow of water
- Round stainless steel receptor and chrome plated brass stay open ball valve
- 1/2" IPS inlet and outlet, 1/4" IPS waste
- Includes universal emergency eyewash sign and test tag



**Safe-T-Link
Gas Appliance Connectors**



- **HG-2 Series** – two FreeSpin fittings (360° rotation)
- **HG-2S Series** – two SwiveLink fittings (increased mobility/space saving)
- **HG-4 Series** – one quick-disconnect
- **HG-4S Series** – one quick-disconnect, two SwiveLink fittings
- **HG-6 Series** – reversed quick-disconnect fitting
- Installation kit (-K) and accessories available
- Various diameters/hose lengths available; see Safe-T-Link brochure or T&S General Catalog



All T&S ChekPoint Electronic Sensor Faucets include:

- 2.2 GPM vandal resistant aerator
- AC/DC control Module (electric plug-in and battery)
- Adjustable automatic time-out feature
- Hands-free washing conserves water and reduces risk of contamination
- Adjustable temperature control mixing valve
- Add "-HG" for hydro-generator option which generates and stores its own power through the flow of water (available for these models)
- Existing ChekPoint faucets can be retrofitted with EC-HYDROGEN kit


**EC-3100
Deck-Mount
Electronic Faucet**

- Deck-mount electronic sensor faucet with rigid gooseneck



**EC-3101
Wall-Mount
Electronic Faucet**

- Wall-mount electronic sensor faucet with rigid gooseneck



**EC-3102
Deck-Mount
Electronic Faucet**

- Deck-mount electronic sensor faucet with cast spout



**EC-3103
Deck-Mount
Electronic Faucet**

- Deck-mount electronic sensor faucet with cast spout



**EC-3106
Deck-Mount
Electronic Faucet**

- With manual override/manual bypass operation



**EC-3122
Deck-Mount
Electronic Faucet**

- With above deck electronics/temperature control handle



**EC-HYDROGEN
Hydro-Generator Accessory for
ChekPoint Electronic Faucets**

- Generates power through the flow of water
- 1/2" NPSM male inlet and outlet
- Add "-HG" to above models; ex.: EC-3100-HG
- Can also be added to existing ChekPoint faucet



**EC-3130 and EC 3132
ChekPoint Faucets with
Above Deck Electronics (ADE) NEW!**

- Single hole above deck sensor faucets with above deck temperature control/optional side control lever
- Adjustable timed water flow
- Choice of low flow and vandal-resistant outlets
- Hydrogenerator models
- 4" and 8" deckplate models
- Designed for easy control, installation and maintenance

EC-3130-4DP

EC-3132



These T&S Hose Reel models include:

- EB-0107 blue spray valve with heat-resistant handle
- Ratcheting system holds the length of hose until a slight tug; retracts automatically
- 3/8" NPT female inlet
- Adjustable hose bumper
- Multi-fit bracket for wall, ceiling or under counter mounting

B-7122-C01
Stainless Steel Enclosed
Hose Reel

- Enclosed reel with stainless steel finish
- 30' (9 m) of heavy-duty blue hose, 3/8" I.D.



B-7222-C01
Epoxy Coated Enclosed
Hose Reel

- Enclosed reel with epoxy coated steel finish
- 30' (9 m) of heavy-duty blue hose, 3/8" I.D.




B-7132-01
Stainless Steel Open
Hose Reel

- Open reel with stainless steel finish
- 35' (10.7 m) of heavy-duty blue hose, 3/8" I.D.


B-7132-02

Same as B-7132-01 except with MV-2516 rear trigger water gun



B-7232-01
Epoxy Coated Open
Hose Reel

- Open reel with epoxy coated steel finish
- 35' (10.7 m) of heavy-duty blue hose, 3/8" I.D.



B-7102 **NEW!**
12' Compact Open Stainless
Steel Hose Reel

- Open reel with stainless steel finish; 12' (3.6 m) hose, 3/8" I.D.
- Lightweight, compact professional grade hose reel for use where space is a premium
- Fill your dipperwells, clean out dish machines and spray down combi ovens with this hose reel
- Mount under counter or in any other small space




B-7161-C **NEW!**
Combi Oven Light-Duty
6' Hose Reel

- Stainless steel housing; 6' hose, 1/4" I.D.
- Lightweight, compact professional grade hose reel
- Single stream spray valve and easy access shut-off valve



G018477-45 **NEW!**
Heavy-Duty Hose Reel Table Leg
Swing Bracket

- Mounts on table with 1 5/8" diameter fixed lower cross brace
- Allows for 210° right- or left-hand rotation of standard hose reel
- Spring-loaded latch locks bracket into multiple positions



All T&S Water Guns are:

- Heavy-duty stainless steel construction, designed for a long life
- Adjustable stream from solid to soft spray
- Excellent for clean-up jobs
- Have automatic shut-off (conserves energy)
- Rated up to 200 PSI

MV-2516
Rear Trigger Water Gun

- Specify as "-02" on open hose reel model; "-C02" on enclosed hose reel model



MV-2522
Front Trigger Water Gun

- Specify as "-05" on open hose reel model; "-C05" on enclosed hose reel model



Warranty

All T&S products are warranted to be free from defects in material and workmanship for a period of one (1) year from the date of purchase. Liability is limited thereunder to factory repair and/or replacement of material found to be defective, after examination by T&S, during the warranty period. No claims for labor, shipping costs or consequential damages will be accepted or honored.

Replacement and/or repair under this warranty will be made within a reasonable period of time after receipt by T&S of the allegedly defective item.

Items which have received secondary finishing or have been altered in any way after purchase are not covered by this warranty. Claims resulting from damaged cartons must be filed with the carrier. Some states do not allow limitations on how long an implied warranty lasts or on the exclusion of incidental or consequential damages, so all the limitations or exclusions appearing herein may not be permitted by your state and, therefore, your local statutes should be consulted with respect thereto or with respect to any other rights which your state statutes may specifically confer on you.

After receiving proper authorization, all returns of merchandise which are claimed defective under this warranty must be sent to T&S Brass and Bronze Works, Inc., P.O. Box 1088, 2 Saddleback Cove, Travelers Rest, South Carolina 29690, clearly marked to the attention of the Warranty Repair Department. Shipping charges, both ways, shall be paid by the customer.



RELIABILITY BUILT IN™
www.tsbrass.com

T&S Brass and Bronze Works, Inc.

2 Saddleback Cove • P.O. Box 1088 • Travelers Rest, SC 29690
Phone (800) 476-4103 • Fax (800) 868-0084 • E-mail: tsbrass@tsbrass.com

